


Bunch Consulting

Finance App

Project estimate

Oct. 11, 2019



Content:

1. [Development Preliminary Estimate](#) Estimated efforts of every team member based on a list of features
2. [Development Timeline](#) Preliminary timeline of the project based on platform and specific services to deliver
3. [Budget Burndown Chart](#) Estimated budget burndown, represented on a weekly basis
4. [Technology Stack](#) A brief description of the proposed tech stack
5. [Testing Strategy](#) Constraints and assumptions for the definition of done and acceptance criteria
6. [Risks and Assumptions Matrix](#) Description and mitigation plan of risks and assumptions that have an impact on the project timeline and budget

Project 'Finance App example': preliminary development estimate by Bunch Consulting



Estimate by Services:	Hours	Rate (\$ per hour)	Cost (\$)	Estimated Sprints	
Business Analysis	60	30	1,800	Mobile Development Sprints	7
UX&UI Design	112	35	3,920	Backend Development Sprints	11
Flutter (mobile cross-platform) Development	520	30	15,600	Frontend (web) Development Sprints	6
Back-End Development	798	35	27,930	Total Sprints:	11
Fron-End (Web) Development	470	30	14,100	Development timeline: 75 hrs/sprint (per developer)	
Quality Assurance	348	25	8,700		
Project Management	276	30	8,280		
Total:	2 584		80,330		

Team Composition	Business Analyst	UX&UI Design	Flutter (mobile)	Backend	Frontend (web)	QA	Project Manager	Estimated cost of the feature (\$)
Quantity of team members	1	1	1	1	1	1	1	
Hourly rate (\$)	30	35	30	35	30	25	30	

Epic (Stage)	User Story (Task Feature)	Business Analyst	UX&UI Design	Flutter (mobile)	Backend	Frontend (web)	QA	Project Manager	Cost (\$)
		Estimate	Estimate	Estimate	Estimate	Estimate	Estimate	Estimate	
Planning Stage	Requirements elicitation	8						2	300
	Requirements analysis	14						3	510
	Creating diagrams	8						2	300
	Creating documentation and functional specifications	18						4	660
	Requirements validation with client and team	12						3	450
	Create DB architecture				12			3	510
	Create API architecture				8			2	340
	UX Research, Information Architecture, Userflow		8					1	310
	UI Research, Design concept, UI Kit		8					1	310
	Preparing wireframes		40					4	1520
	Review designs			4		4	2	2	350
	Review requirements		4	4	4	4	2	4	690
Common and tech tasks	Assets delivery, developers support		8					1	310
	App Icons Design		4					1	170
	UI design of mobile app: main screens and user flows		24					3	930
	UI design of webe app: main screens and user flows		16					2	620
	Project Setup			4	8	8		2	700
	Project Architecture			8	12	12		4	1140
	Database setup			8	12			2	720
	CI/CD setup			8				1	270

Epic (Stage)	User Story (Task Feature)	Business Analyst	UX&UI Design	Flutter (mobile)	Backend	Frontend (web)	QA	Project Manager	Cost (\$)
		Estimate	Estimate	Estimate	Estimate	Estimate	Estimate	Estimate	
Common and tech tasks	Create launch screen			2			0.5	0.5	87.5
	Setup default progress component (Alert, Spinner, etc)			1			0.5	0.5	57.5
	Create and maintain the API documentation				18			2	690
	Setup network layer			3			1	1	145
	Setup socket connection (authorize in sockets api request. setup base socket framework)			6	6	6	4	3	760
	Handle base errors			2	2	2	2	1	270
	Server deployment				8		2	1	360
	Admin Panel development				24			3	930
	Multilingual support			2	16	2		2	740
	Setup a custom keyboard (both for iOS and Android)			32			7	4	1255
Features development									
On-boarding	User on-boarding flow			16	2	18	8	5	1440
Authorization/Registration	Splash Screen			4			1	1	175
	Start screen with option to choose Log In or Sign Up			6	2	6	3	2	565
	Registration flow			8	8	32	10	6	1910
	Facebook integration (signup and login with FB credentials)			12	16	8	8	5	1510
	Email integration (signup and login with Google account credentials)			10	12	8	6	4	1230

Epic (Stage)	User Story (Task Feature)	Business Analyst	UX&UI Design	Flutter (mobile)	Backend	Frontend (web)	QA	Project Manager	Cost (\$)
		Estimate	Estimate	Estimate	Estimate	Estimate	Estimate	Estimate	
Authorization/Registration	Login			8	4	6	4	3	750
	Profile			8	6	6	4	3	820
	Sign out			2	2	2	2	1	270
User Profile	Profile page			6	8	5	4	3	800
	Prefill data and confirm/edit options			8	12	6	6	4	1110
	Set up an unlock options (PIN, TouchID, FaceID to unlock the app)			18			4	3	730
	Reset password (validation via email)			2	8	2	3	2	535
	Receive an in-app bank card: view, add, remove			8	24	10	9	6	1785
	Link other banks accounts and cards: view, add, remove			6	32	8	10	6	1970
	List of cards and accounts			4	4	4	3	2	515
	Help and FAQ page			4	6	5	3	2	615
	Automatically recognize a data from scanned documents (integration with MITEK service)			16	38		11	7	2295
	Loans	Loan request flow			16	24	20	12	8
Verification flow				6	16	6	6	4	1190
Terms and conditions				2	3	2	2	1	305
Eligible amounts				6	8	6	4	3	830
Breakdown with details				8	6	10	5	3	965
Settings: repayment account, payment schedule				6	12	6	5	3	995

Epic (Stage)	User Story (Task Feature)	Business Analyst	UX&UI Design	Flutter (mobile)	Backend	Frontend (web)	QA	Project Manager	Cost (\$)
		Estimate	Estimate	Estimate	Estimate	Estimate	Estimate	Estimate	
Dashboard	Expenses analysis based on connected cards			16	18	16	10	6	2020
	Upcoming bills to be paid			12	16	12	8	5	1630
	Recent transactions view			12	8	14	7	5	1385
	Earnings view by period			4	6	5	3	2	615
	Loans payment plan			4	6	5	3	2	615
	Progress on loans			10	8	10	6	4	1150
	Statistics of previous periods			10	8	10	6	4	1150
Cards	Cards details			8	8	8	5	3	975
	Activate/freeze/unfreeze			4	6	4	3	2	585
	Report stole or lost			4	6	4	3	2	585
	Virtual cards implementation			12	28	14	11	7	2245
ATMs	Find nearest ATM on a map			14	8	12	7	5	1385
	Integrations with Google Maps			16	12	16	9	6	1785
Notifications	Push notifications: Setup certificates and implement deep-linking			10	14		5	3	1005
	In-app notifications: Transaction details			4	6	3	3	2	555
	Notifications management			4	3	3	2	2	425
Credit Score	Integration with TransUnion			12	28	16	12	7	2330
	View status, factors, dynamics of the score			8	16	9	7	4	1365
Direct Deposit	Options to send direct deposit			10	24	12	10	6	1930
	Options to receive direct deposit			6	18	4	6	4	1200

Epic (Stage)	User Story (Task Feature)	Business Analyst	UX&UI Design	Flutter (mobile)	Backend	Frontend (web)	QA	Project Manager	Cost (\$)
		Estimate	Estimate	Estimate	Estimate	Estimate	Estimate	Estimate	
Send check by mail	Automatically send a check by mail			8	32	10	10	6	2090
Referral Program	Terms and conditions of the program			2	2	2	2	1	270
	Share a referral link			2	6	3	3	2	495
	Integration with Branch.io			2	6	3	3	2	495
	Referral statistics			4	8	5	4	3	740
	Rewards flow			12	18	14	9	6	1815
	New referred user on-board flow			4	6	4	3	2	585
Transfer money	Between in-app accounts			12	20	16	10	6	1970
	Between different bank cards			6	18	6	6	4	1260
	Between different users			6	24	6	8	5	1550
International Transfers	Integrations with TransferWise service			8	28	10	10	6	1950
Total:		60	112	520	798	470	341	272	80,330

Project Finance App example': project timeline by Bunch Consulting



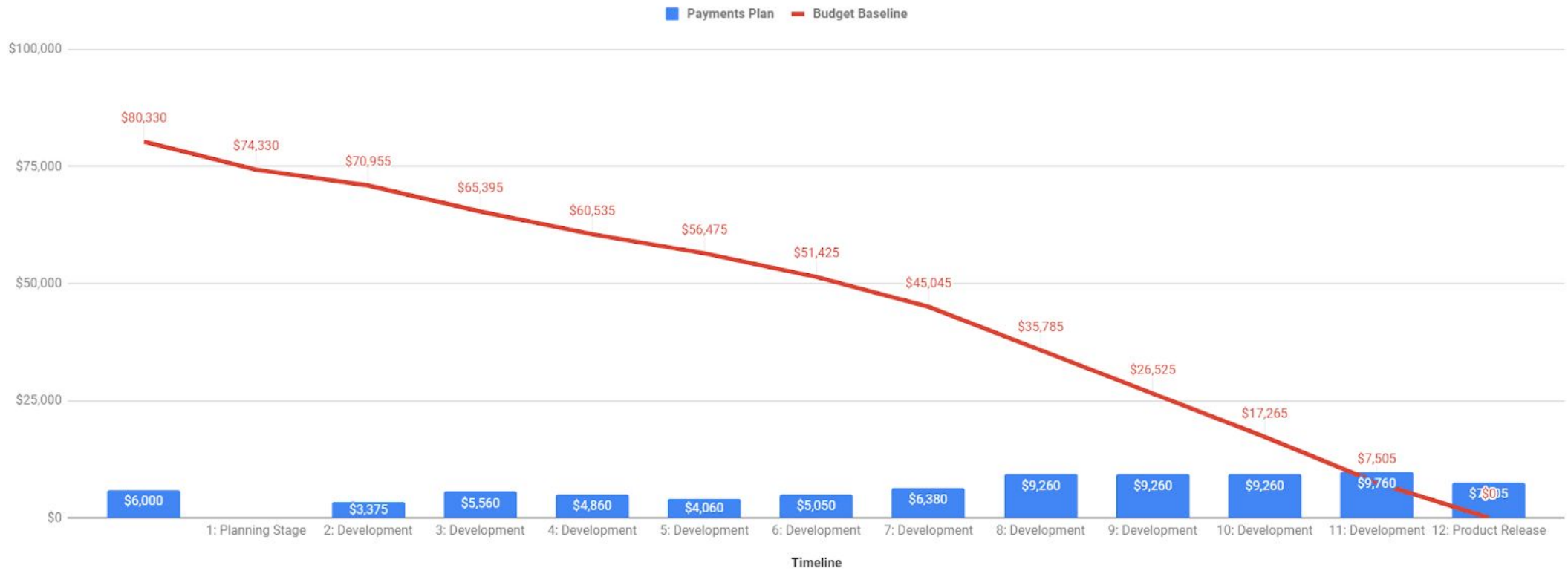
Timeline by service	Sprint 1 (week 1-2)	Sprint 2 (week 3-4)	Sprint 3 (week 5-6)	Sprint 4 (week 7-8)	Sprint 5 (week 9-10)	Sprint 6 (week 11-12)	Sprint 7 (week 13-14)	Sprint 8 (week 15-16)	Sprint 9 (week 17-18)	Sprint 10 (week 19-20)	Sprint 11 (week 21-22)	Sprint 12 (week 23)
Business Analyst	Planning Stage											
Designer	General UX Design	Web and Mobile UI Design										
Backend Developer		Back-End development									Deployment and QA control (testing)	Release on WEB, AppStore, Google Play
Mobile (Flutter) Developer					Mobile applications development							
Frontend (web) Developer						Web applications development						
QA Specialist		Quality Assurance										

Timeline by functionalities	Sprint 1 (week 1-2)	Sprint 2 (week 3-4)	Sprint 3 (week 5-6)	Sprint 4 (week 7-8)	Sprint 5 (week 9-10)	Sprint 6 (week 11-12)	Sprint 7 (week 13-14)	Sprint 8 (week 15-16)	Sprint 9 (week 17-18)	Sprint 10 (week 19-20)	Sprint 11 (week 21-22)	Sprint 12 (week 23)
Planning Stage	█											
Common Technical Tasks		█										
Authorization/Registration		█										
User Profile		█										
Loans			█									
Dashboard				█								
Cards							█					
ATMs							█					
Notifications									█			
Credit Score									█			
Direct Deposit										█		
Send check by mail										█		
Referral Program											█	
Transfer money											█	
International Transfers											█	
On-Boarding											█	
Product Release												█

Project Finance App example': project budget burndown chart by Bunch Consulting



Project Budget Burndown Chart



# of sprint	Stage	Payments Plan	Budget Baseline	Scope Change
		\$6,000	\$80,330	
1	1: Planning Stage		\$74,330	
2	2: Development	\$3,375	\$70,955	
3	3: Development	\$5,560	\$65,395	
4	4: Development	\$4,860	\$60,535	
5	5: Development	\$4,060	\$56,475	
6	6: Development	\$5,050	\$51,425	
7	7: Development	\$6,380	\$45,045	
8	8: Development	\$9,260	\$35,785	
9	9: Development	\$9,260	\$26,525	
10	10: Development	\$9,260	\$17,265	
11	11: Development	\$9,760	\$7,505	
12	12: Product Release	\$7,505	\$0	

Key financial terms and conditions

- Payments on a bi-weekly basis
- Prepayment to cover the first two weeks of the team's work (USD 6000)
- Cover an invoice based on a bi-weekly report (to cover actual team members efforts)
- The last two weeks will be covered by the prepayment + extra efforts

Project Finance App example': testing strategy by Bunch Consulting



Technology stack	Mobile	Backend	Frontend
Platform related technologies	Flutter	PHP	Angular.js
	MVVM	PostgreSQL	JS
	RxKotlin	Laravel	HTML
	ObjectMapper	Redis	CSS
	SOLID	AWS	
	REST	Python	
	Realm		

Design Tech Stack	
Visual / UI Design tools	Sketch
Assets / Specification Sharing	Zeplin
Quick Prototyping	InVision
Interactive Prototyping	Principle
Motion design tools	Adobe After Effects
Web Publication	Readymag

Project Finance App example': suggested technology stack by Bunch Consulting



Frontend (web) supported browsers

The following list of browsers / OS is identified as "supported browser / OS". While the application will work on other mobile devices, the acceptance testing should be conducted only on the browsers / OS from this list:

OS:

Win 10
Mac OS Mojave

Browsers:

Google Chrome Version 73.0.3683.86 (Official Build) (64-bit),
Safari 11.0.3,
Firefox Quantum (66.0.1) (64-bit);
IE 11.2430.14393.0
Edge

For all browsers, only the latest version available up to date will be supported. Any browsers and OS versions released after the date of this estimate are considered out of scope

Mobile app layout and constraints

Layout

The application will support the following screen orientations: portrait, landscape

Mobile Operation Systems and Devices

The following list of devices / OS is identified as "supported devices / OS". While the application will work on other mobile devices, the acceptance testing should be conducted only on the devices from this list:

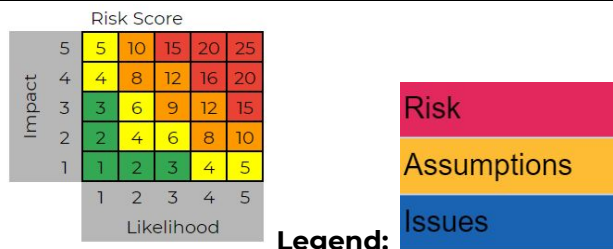
Android

Android 6.0.1 and more recent
Samsung Galaxy S6, S7, S8
Motorola Moto X LG G4, G5, G6
Sony Xperia Z3
Nexus 5, 6
HTC One M8
Samsung Galaxy Note 3, 4
Nexus 7, 9

iOS

iOS 11 and more recent
iPhone 5s and more recent
phones iPad 2 (2nd generation) and more recent
Tabs iPad mini 2 and more recent mini-Tabs
Any devices and OS versions released after the date of this estimate are considered out of scope

Project Finance App example': preliminary risk and assumptions matrix by Bunch Consulting



Risk #	Risk Title	Risk Description	Likelihood	Impact	Risk score	Mitigation Action To Taken	Assigned To
1	Cross-platform development could be not suitable for future requirements	At the current stage, we assume to use Flutter, but it may happen that some future features cannot be delivered with any cross-platform framework. For example, features that require to use of smartphone hardware such as a camera.	3	5	15	During the development stage requirements for every feature to develop in the future should be reviewed by the tech team before include in the project plan.	Client + BA + Team + PM
2	Stakeholders may change priorities	Features priorities may change which can lead to an additional time of team members spent on clarifying details.	3	3	9	In order to successfully complete the planning stage, the goals and priorities for the Planning Stage for First Release should be clearly defined and followed by all project stakeholders, including the client. All additional requirements can be discussed and documented only on high-level, whereas most high priority scope will be elicited and documented in details (roll wave planning).	Client + PM + RA
3	Customized charts appearance according to design with using third party graphic libraries	Estimated efforts numbers are based on using third party libraries.	3	3	9	In a case of necessity to implement custom graphics required efforts and amount of work should be precisely estimated and confirmed with the client before adding to the project plan.	Client + RA + Team + PM